



Access / egress to site compound for all material and construction vehicles

Reverse / turning bay to be kept clear at all times to emergency vehicles to manoeuvre

Proposed office location in top floor of Braithwaite Tower, TBC with WCC













Emergency and Fire Muster Point

All temporary site supplies and hoist supplies to be taken from externally located service cupboard

Secondary access / egress point for pedestrians only to site compound area

Indicative location of secure lockable flammable storage cage, at least 3m from buildings, to be dropped off and picked up each working day by subcontractor

Legend

- | | | | |
|---|---|---|--|
|  | Site Office Location (top floor of Braithwaite TBC) |  | Vehicle & pedestrian access / egress routes |
|  | 21ft stacked Welfare / toilet Block |  | Pedestrian only access / egress routes |
|  | 20ft storage containers |  | Location of supplies for temporary connections |
|  | 14-yard asbestos & general waste skips |  | Location of manhole for temporary drainage |
|  | Chain-link Heras fencing |  | Enclosed Hoist and loading bay position |
|  | Muster Point |  | Secure flammable storage cage location |